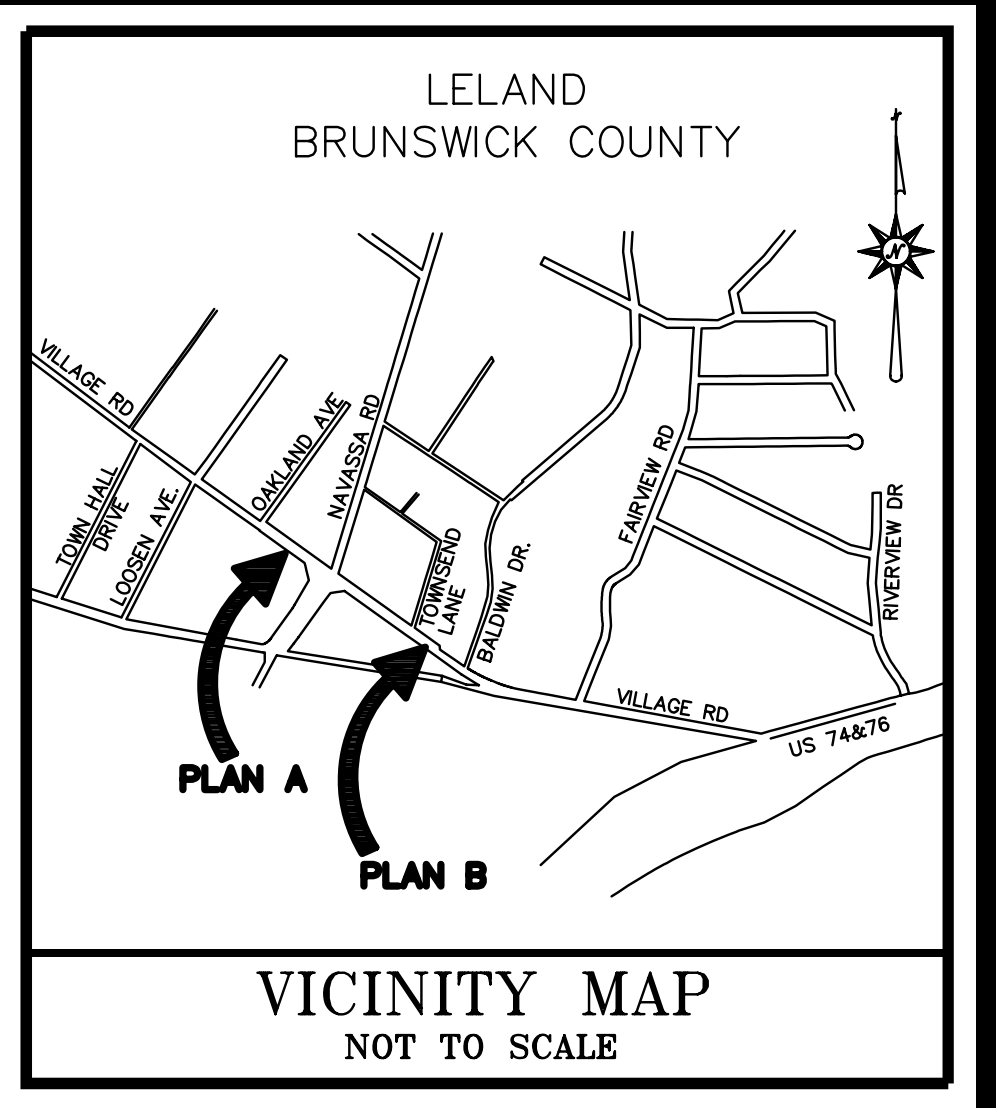
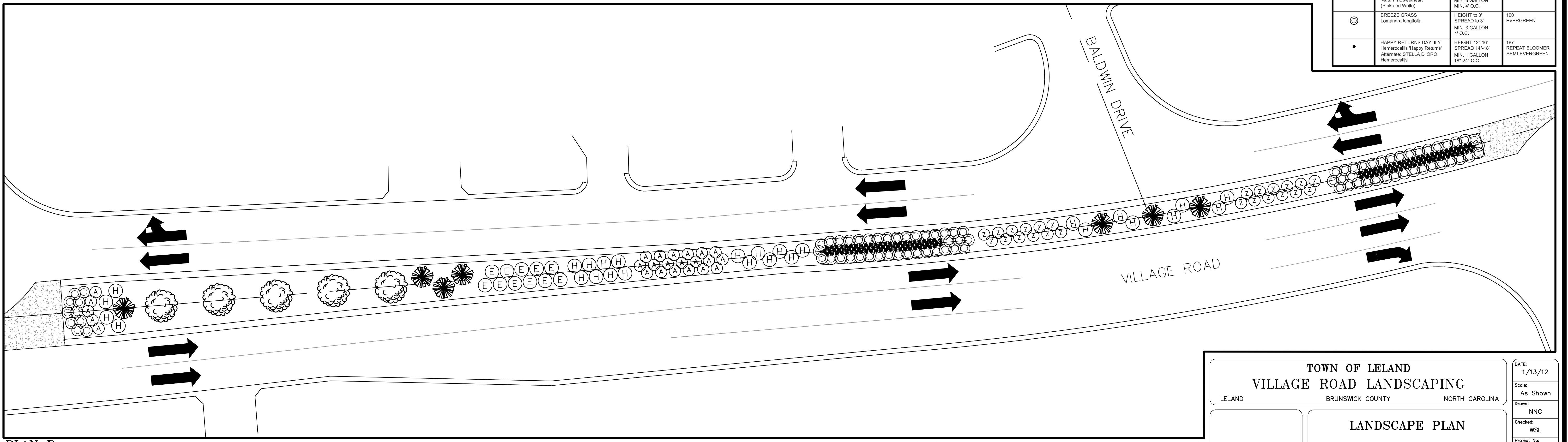


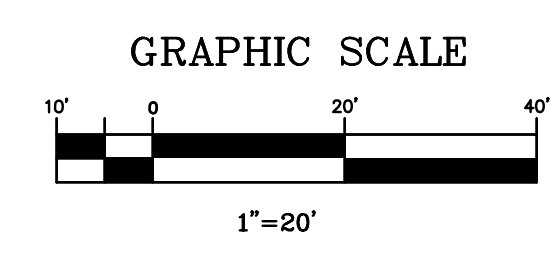
PLAN A



PLANT SYMBOLS			
SYMBOL	DESCRIPTION	SPECIFICATION	QUANTITY & NOTES
	CHINESE PISTACHIO <i>Pistacia chinensis</i> Alternates: Live Oak, Red Maple, Crape Myrtle	HEIGHT 25-35' SPREAD 25-35' MIN. CALIPER - 2" 25' O.C.	9 GOOD STREET TREE AUTUMN COLOR
	LITTLE GEM MAGNOLIA <i>Magnolia grandiflora</i> 'Little Gem'	HEIGHT 20-25' SPREAD 10-15' MIN. CALIPER - 2" 10' O.C.	11 DWARF MAGNOLIA EVERGREEN REPEAT BLOOMER
	WINGED EUONYMOUS <i>Euonymus alatus</i> 'Compactus'	HEIGHT 6-8' SPREAD 4-6' MIN. 3 GALLON MIN. 6' O.C.	25 DWARF VARIETY BRIGHT FALL COLOR CAN BE PRUNED
	CARISSA HOLLY <i>Ilex cornuta</i>	HEIGHT 3-4' SPREAD 4-6' MIN. 3 GALLON MIN. 6' O.C.	54 COMPACT VARIETY WINTER BERRIES EVERGREEN
	BLOOM 'N' AGAIN AZALEA Rhododendron hybrid 'Snowball' (Double White) Alternates: ENCORE AZALEA Rhododendron hybrid 'Autumn Angel' (White)	HEIGHT 3-4' SPREAD 3-5' MIN. 3 GALLON 4' O.C.	51 REPEAT BLOOMER EVERGREEN
	ENCORE AZALEA Rhododendron hybrid 'Autumn Belle' (Coral) Alternates: ENCORE AZALEA Rhododendron hybrid 'Autumn Sweetheart' (Pink and White)	HEIGHT 4'-5' SPREAD 5' MIN. 3 GALLON MIN. 4' O.C.	51 REPEAT BLOOMER EVERGREEN
	BREEZE GRASS <i>Lomandra longifolia</i>	HEIGHT to 3' SPREAD to 3' MIN. 3 GALLON 4' O.C.	100 EVERGREEN
	HAPPY RETURNS DAYLILY Hemerocallis 'Happy Returns' Alternates: STELLA D'ORO Hemerocallis	HEIGHT 12"-16" SPREAD 14"-18" MIN. 1 GALLON 18"-24" O.C.	187 REPEAT BLOOMER SEMI-EVERGREEN

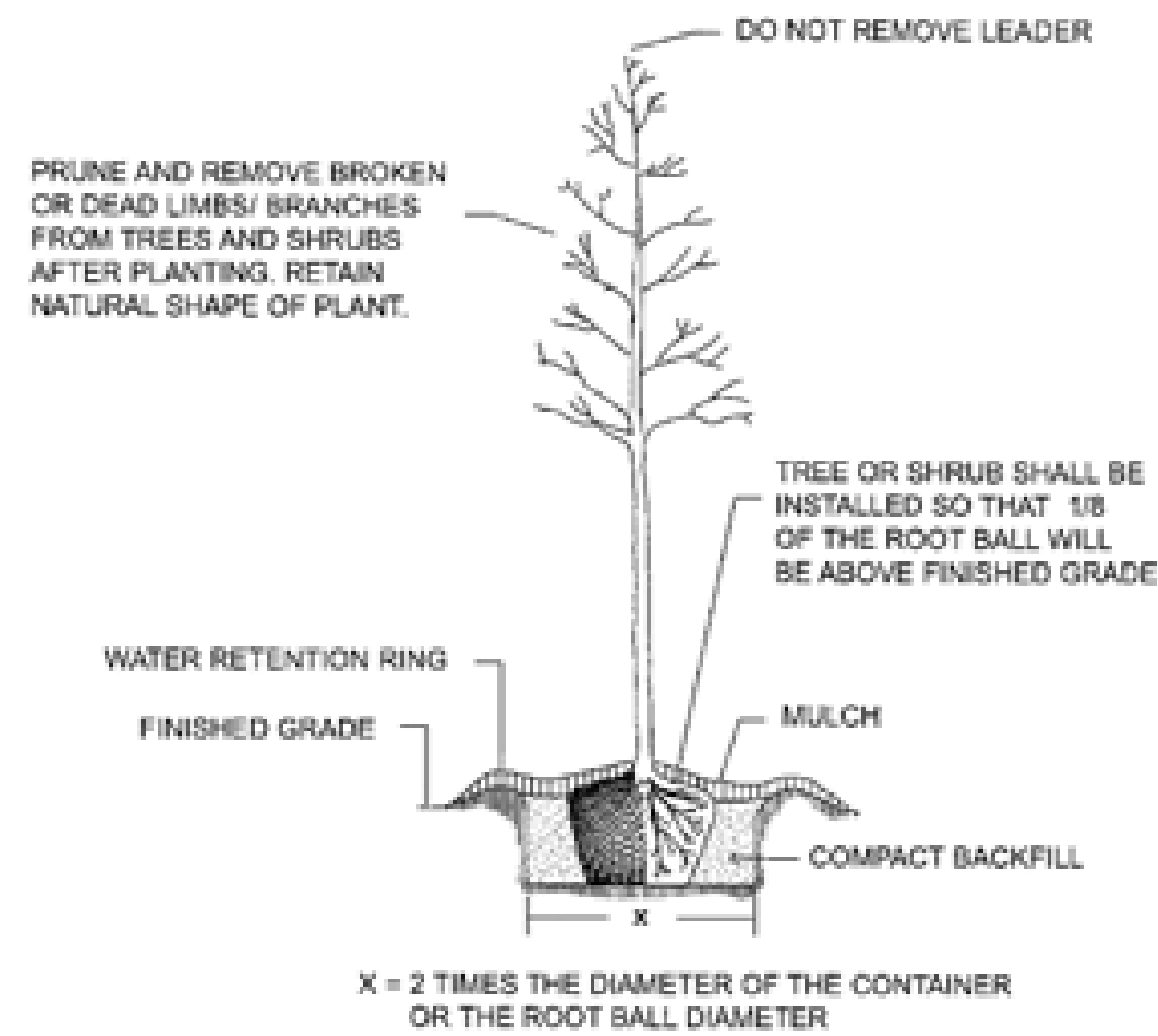


PLAN B

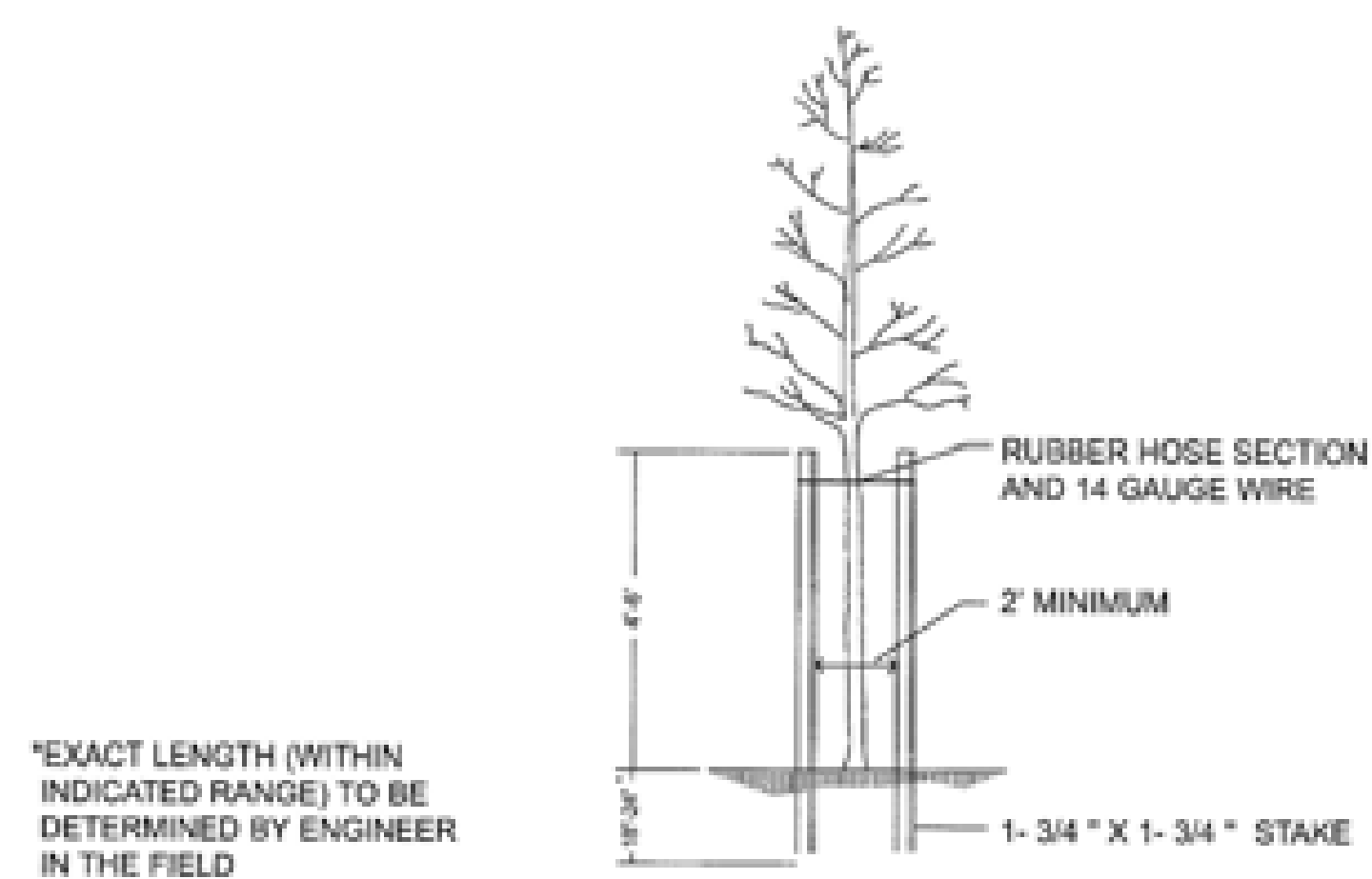


REV. NO.	DESCRIPTION	DATE
---	###	---

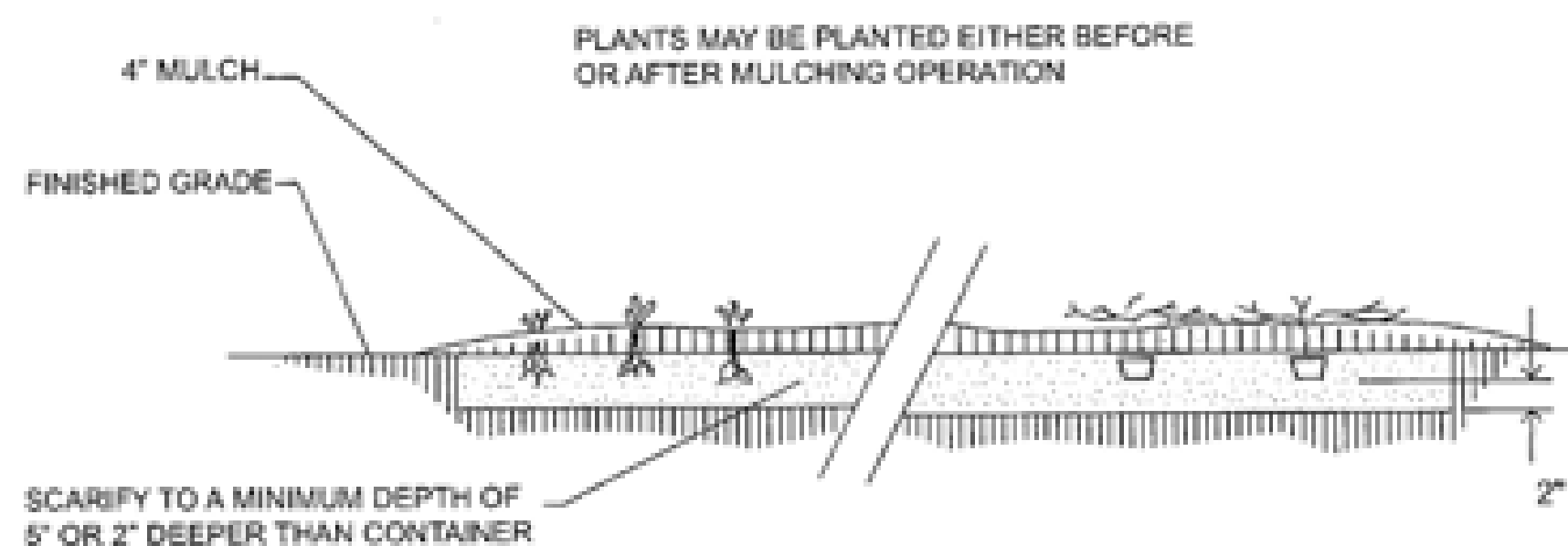
TOWN OF LELAND VILLAGE ROAD LANDSCAPING			DATE: 1/13/12
LELAND	BRUNSWICK COUNTY	NORTH CAROLINA	Scale: As Shown
LANDSCAPE PLAN			Drawn: NNC
 RIGHT ANGLE ENGINEERING, P.C. 212 PRINCESS STREET WILMINGTON, NC 28401 (910) 251-8544 FAX (910) 251-2208			Checked: WSL
			Project No: TL0511
			Sheet No: L1



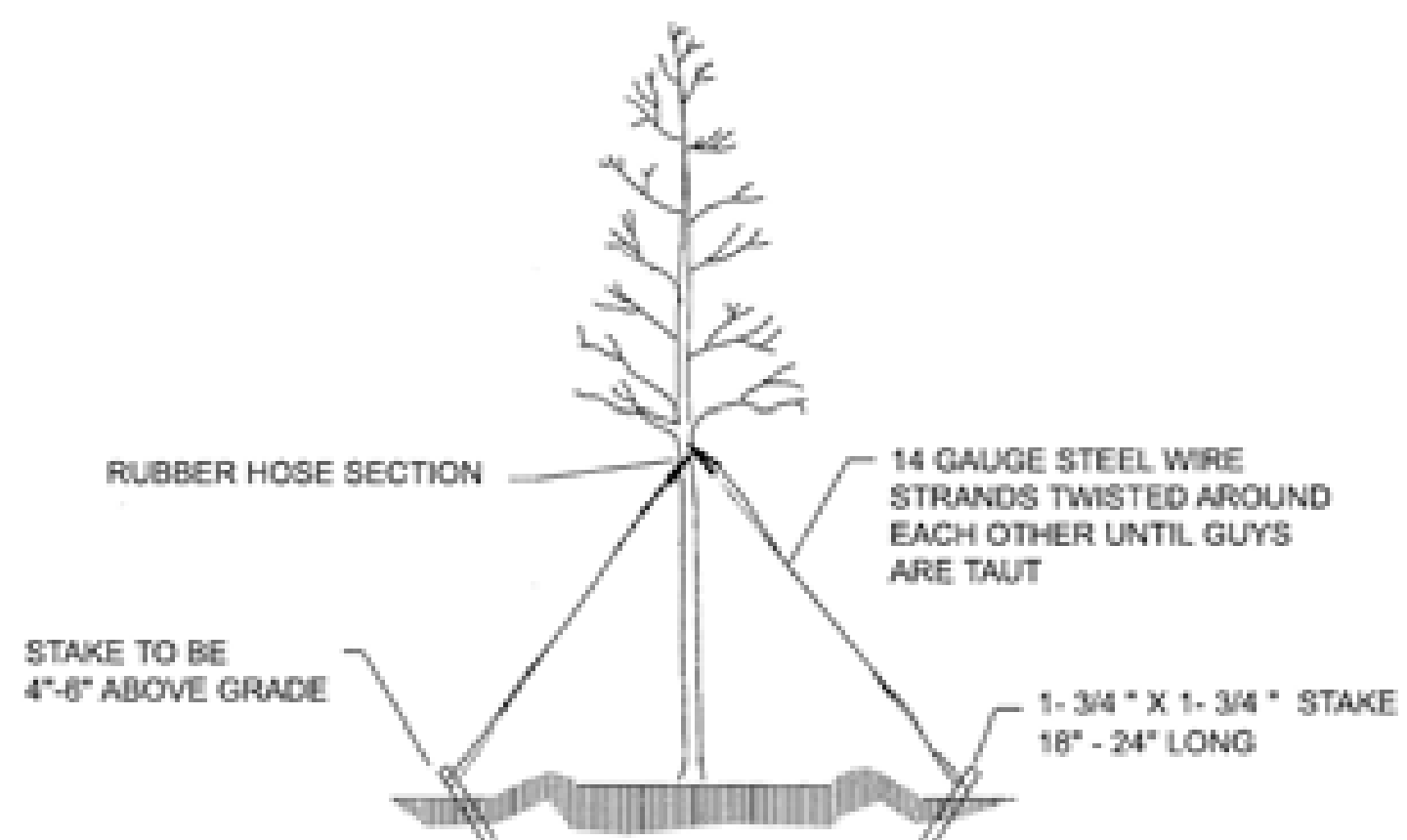
TREE OR SHRUB PLANTING DETAIL
NOT TO SCALE



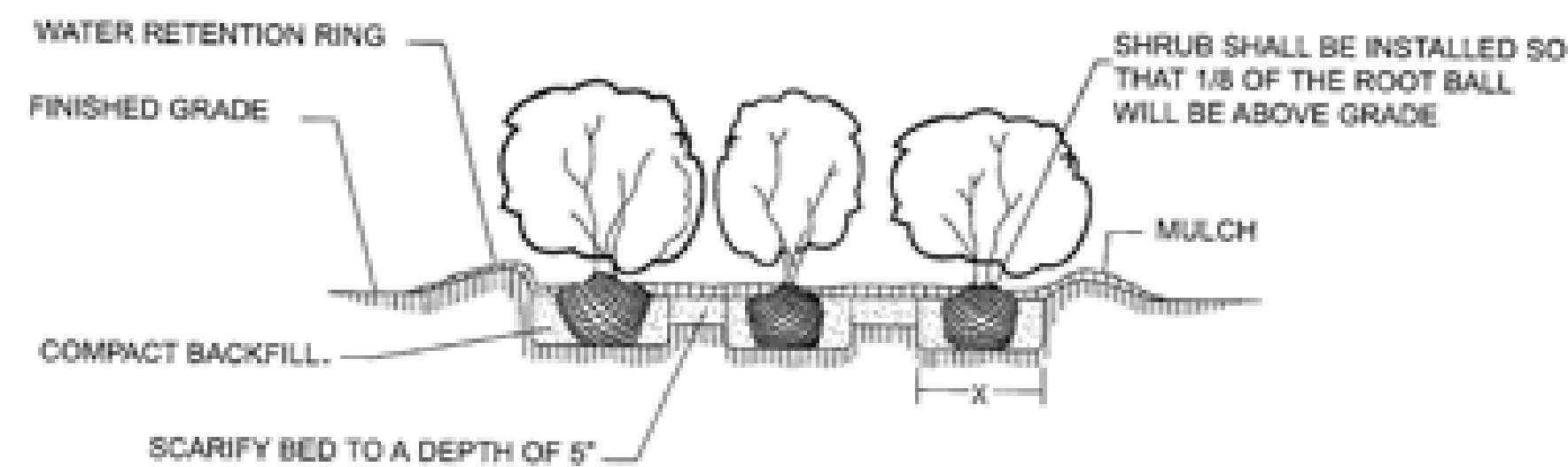
TREE STAKING DETAIL FOR TREES 6'-10'
NOT TO SCALE



GROUNDCOVER OR PERENNIAL PLANTING DETAIL
NOT TO SCALE



TREE GUYING DETAIL FOR TREES 10' OR LARGER
NOT TO SCALE



SHRUB BED PLANTING DETAIL
NOT TO SCALE

NOTES:

1. PLANTS SHOULD BE PLANTED IN THEIR PERMANENT LOCATION IMMEDIATELY UPON DELIVERY OR SHOULD BE ADEQUATELY PROTECTED UNTIL PLANTED.
2. SOIL AROUND THE PLANT SHOULD BE TAMPED TO REMOVE AIR POCKETS, PROVIDE MINIMUM 3" MULCH AROUND ALL PLANTINGS.
3. MULCH SHOULD NOT CONTAIN SUBSTANCES WHICH WOULD INHIBIT NORMAL DEVELOPMENT AND GROWTH OF PLANTS.
4. TREES WHICH HAVE HEAVY TOPS OR WHICH ARE OVER SIX FEET IN HEIGHT MUST BE STAKED, GUYED, OR ANCHORED TO PREVENT WINDS FROM LOOSENING THE ROOTS.
5. ALL PLANT ROOTS SHOULD BE SOAKED THOROUGHLY WITH WATER AT PLANTING TIME AND ONCE PER WEEK DURING THE FIRST GROWING SEASON (UNLESS SOAKING RAIN OCCURS.)
6. PRUNE AND REMOVE BROKEN OR DEAD LIMBS/BRANCHES FROM TREES AND SHRUBS AFTER PLANTING. RETAIN NATURAL SHAPE OF PLANT.
7. THE CENTRAL LEADER OF TREES SHALL NOT BE REMOVED. (SEE DETAIL.)

REV. NO.	DESCRIPTION	DATE

TOWN OF LELAND		
VILLAGE ROAD LANDSCAPING		
LELAND	BRUNSWICK COUNTY	NORTH CAROLINA
LANDSCAPE PLAN DETAILS		
DATE: 1/20/12	Scale: As Shown	Drawn: NNC
Checked: WSL	Project No: TLO511	Sheet No: D1